

Cities & Villages Mutual Insurance Company Training Catalog



Loss Control Mission Statement

We are committed to serving our members by providing high-quality training, consulting, and resources to manage risk and promote a safe, professional work environment.

Our Core Principals

CUSTOMER SERVICE EXCELLENCE:

We are dedicated to satisfying the needs of our members and honoring commitments that we have made to them.

PASSION FOR RESULTS:

We show pride, enthusiasm and dedication in everything that we do. We are committed to delivering our very best and holding ourselves accountable for results.

OPEN COMMUNICATION:

All team members are encouraged to openly share their opinions and views.

INTEGRITY:

We act with honesty and integrity, not compromising the truth.

TEAMWORK:

Our team is supportive of each other's efforts, loyal to one another, and care for each other personally and professionally.

ALIGNMENT AND ACCOUNTABILITY:

We accept responsibility for our actions. We make and support decisions through experience and good judgment.

RESPECT:

We treat our team members, CVMIC members and other partners with mutual respect and sensitivity, recognizing the importance of diversity. We respect all individuals and value their contributions.



Table of Contents

About CVMIC Training.....7

Leadership Action Series8

LAS #0 Orientation8

LAS #1 Employee Engagement9

LAS #4 Safety.....9

LAS #7 EPL & HR Law.....9

LAS #2 Active Listening & Empathy9

LAS #5 Performance Feedback.....9

LAS #8 Progressive Discipline9

LAS #3 Ethics9

LAS #6 Motivation & Recognition.....9

LAS #9 Capstone Project & Conclusion9

Emerging Leader Certification Track10

What every leader needs to know: Employment law, Rights & Responsibilities.....10

Walk the talk: Performance communication10

Paving the way: Mentoring and advice for the future10

So, what now?: From Employee to Leader11

We all want to go home tonight: Working Safely and Effectively.....11

Representing your municipality: External Communication11

Soft skills the hardest task: Emotional intelligence, time & stress management11

Making a difference with a difference:

Diversity, Generations, and Emerging Issues11

Representing your team: Internal Communication11

Be the boss you've always wanted: The People side of Leadership11

Doing what's right when no one is looking: The Ethical Leader11

Representing yourself: Professional Communication11

Securing talent in a tough market: Recruitment, Interviewing, & Hiring12

Developing talent in a tough market: Retaining & training12

Evaluating talent in a competitive market: Performance evaluations12

Perfecting Leader Certification Track12

Charting out the future: Strategic planning, missions, & visions13

Why write it down? Policy development workshop13

Staying ahead of the game: Succession planning13

Perfecting Leadership Elective (3 Elective Programs).....13

Leading from the front: The Leadership Challenge 2 Day Workshop13

Making the tough sell: Negotiation and working with influential leadership13

Putting the aces in their places: Planning for results (Project Management)13



Table of Contents (Cont.)

Human Resources & Employment Law 14

Americans with Disabilities Act – Title I: Employer Obligations	14
Americans with Disabilities Act – Title II: Public Entity Obligations	14
Anti-Harassment for Employees: Doing the Right Thing for Everyone	15
Anti-Harassment for Supervisors: Leaders Doing the Right Thing for Everyone	16
Customer Service: Creating Satisfied Citizens	16
Discipline: How to Correct Behavior and Performance	17
Diversity Equity and Inclusion 101	17
Documentation: How and Why to Write it Down	18
Drug & Alcohol Awareness: Maintaining a Safe Workplace	18
Drug & Alcohol Testing: Reasonable Suspicion	19
Fair Labor Standards Act (FLSA): Paying People Properly	19
Family Medical Leave Act (FMLA): Managing Protected Leaves	20
Feedback & Coaching: Improving Work Performance	20
Generations in the Workplace: Navigating a Changing Workforce	21
HR 101	21
HR EPL 101: What Supervisors Need to Know	22
Implicit Bias: Breaking Through the Stereotype	22
Internal Investigations: Navigating the Investigation Process	23
Interviewing: Asking the Right Questions	23
Mentoring & Leadership Development for Protective Services	24
Performance Evaluations: Creating Change through Coaching	25
Promoting a Positive Workplace through the DEI lens:	
Civility & Bystander Intervention	26
Recruitment & Hiring: Providing a Positive Candidate Experience	26
Reference Checks: Checking-in on Candidates	27
Respect & Civility: Preventing Inappropriate Behavior at Work	28
Stay Interviews	29
Wrongful Termination: Protecting Your Organization During Separation	30

Meet CVMIC's Employment Practices Liability Team 31

Professional Development..... 32

Business Writing: A Professional Writing Workshop	32
---	----

Change Management: Managing People to Manage Change	32
Civility: Working Together to Get Along	33
Employee Coaching:	
Providing Performance Feedback	33
Conflict Management: Managing team conflict productively	34
Customer Service: Creating Satisfied Citizens	34
Discipline: The Supervisor's Role	35
Emotional Intelligence: Managing Yourself and Others to Get Things Done	35
Ethics: Doing What's Right When No One Is Looking	36
Generations: Understanding and Leveraging Generational Differences	36
Mindsets: Managing Mindsets for Success	37
Mentoring: Creating a Mentoring Program that Works	37
Negotiation: Wielding Influence to Gain Success	38
Performance Evaluations: Evaluating Talent Fairly and Effectively	38
Project Management: Putting the Aces in Their Places	39
Public Speaking: Professional Speaking Workshop	39
Social Media: Building Meaningful and Lawful Relationships	40
Stay Interviewing: Why Do Employees Stay	40
Strategic Planning: Charting Out the Future	41
Stress Management: Making Stress Work for You	41
Succession Planning: Staying Ahead of the Game	42
Supervisor Transition: From the Bud to the Boss	42
Time Management: Making Time Work For You	43
Training: Developing Employee Success	44

Meet CVMIC's Sr. Training & Development Specialist 45

Safety & Risk Management..... 46

Asbestos Exposure: Identifying the Dangers	46
Back Safety: Keep Safe Lifting a Priority	46
Behavior-Based Safety: How to Implement a Successful Program	47
Bloodborne Pathogens: Identifying Risk and Preventing Transmission	47
Bucket Truck Safety: Understanding Safe Operation & Inspection Requirements	48
Chainsaw Safety: The Basics of Chainsaw Operation	49
Confined Space Entry: Understanding Hazards and Making Safe Entry	50
Cut-Off Saw: Basics of Operation and Safety	51
Defensive Driving: Basic Habits of a Defensive Driver	51
Excavation Safety: Preventing A Tragic Collapse	52
Fall Protection: The Basics and Fundamentals to Prevent Falls	52
Flammable & Combustible Liquids: Don't Add Fuel To The Fire	53
Safe Forklift Operation: Protecting Operators and Pedestrians	53
Hazard Communication: Understanding Hazardous Chemicals in the Workplace	54
Hearing Conservation: The Silent Hazard	54
Ladder Safety: The Proper Care and Use of Ladders	55



Table of Contents (Cont.)

Safety & Risk Management (Cont.)

Lead Safety: Weighted Safety Requirements	55
Lockout/Tagout: Do Not Let Energy Control You!.....	56
Machine Guarding and Hand & Portable Tool Safety: Handling the Dangers	56
Office Ergonomics: Setting Up Your Computer Workstation Properly	57
OSHA 300 – To Record or Not to Record?	57
Park & Playground Inspections: Swinging into Safety	58
Personal Protective Equipment (PPE): The Last Line of Defense.....	58
Respiratory Protection – A breath of fresh air!	59
Safety Committees: Creating and Using The Safety Team	59
Seasonal Employee Safety: Keeping Seasonal Employees Safe and Healthy	60
Silica Safety: What You Can't See Can Hurt You	61
Slips, Trips, and Falls: Taking steps to prevent injuries.	61
Worker's Compensation: The Basics of Effective Claim Management	62
Work Zone (MUTCD) Traffic Safety: Beyond Cones and Barrels	63

Meet the Safety & Risk Management Team 64

Distance Learning 66

Coastalflix Streaming Video	66
Learn: How to find eLearning and Recorded Webinars.....	67
Experience the CVMIC Difference	68
Lunch and Learns	68
Roll Calls	69

*Helping Wisconsin Municipalities
Move Forward!*

About CVMIC Training

Free!

CVMIC training is offered at no additional cost to CVMIC members!

Whether on-site, public, virtual, in-person, departmental, or organization-wide, training is an important part of CVMIC's commitment to risk management and loss prevention.

Each CVMIC member municipality is assigned dedicated staff that will partner to create and execute your training plan. CVMIC training is modeled after the CVMIC partnership: it is collaborative, engaging, and actionable.

Visit the CVMIC website to check out the full training calendar or connect with your dedicated rep to schedule training today!

(Non-members and the public are welcome to attend public CVMIC training programs with a small fee. See CVMIC's website for more details.)



Leadership Action Series



The Leadership Action Series (LAS) is the pinnacle of CVMIC's leadership training. This online series features 10 programs designed to engage veteran and senior municipal leaders. Participants put the "action" in the LAS by leading the conversation, creating their own project, and improving their municipalities.

As your partner, CVMIC knows how busy leaders are within their departments and it is tough to get out of the office. So, these 90 minutes programs are exclusively online to accommodate busy schedules.

CVMIC is proud to provide this unique learning opportunity that features a mix of collaboration, small group, and independent-led learning to bring out the best in each participant.

Recommended Participants: senior leaders, department heads, deputy department heads, managers, supervisors, lieutenants, captains, deputy chiefs, battalion chiefs, and future departmental leaders.



LAS #0 Orientation

The Leadership Action Series orientation walks participants through the requirements of the 10-week program. Participants will get to know the technology platform and introduce themselves to their cohort group.

Note: This program is required before starting the LAS track and enrolling in LAS #1.

LAS #1 Employee Engagement

The first program of the Leadership Action Series focuses on employee engagement. This soft skills program explores the value of the leader in building strong employee relationships.

Note: This program is required before enrolling in LAS #2.

LAS #2 Active Listening & Empathy

The second program of the Leadership Action Series reinforces the soft skills of leadership communication. The program explores the principles of active listening and the characteristics of empathy.

Note: This program is required before enrolling in LAS #3.

LAS #3 Ethics

The third program of the Leadership Action Series covers the importance of ethical leadership. Specifically, looking at how ethical problem-solving, thinking, and culture are driven by leaders.

Note: This program is required before enrolling in LAS #4.

LAS #4 Safety

The fourth program of the Leadership Action Series reviews the importance of safety on the job. Practical safety tools and resources (DSPA, OSHA, CVMIC, Hierarchy of Controls) will be reviewed to help build this critical hard skill.

Note: This program is required before attending LAS #5.

LAS #5 Performance Feedback

The fifth program of the Leadership Action Series mixes the hard and soft skills approach to Performance Feedback. This program will review the fundamentals and preparation required to conduct critically important employee coaching.

Note: This program is required before attending LAS #6.

LAS #6 Motivation & Recognition

The sixth program of the Leadership Action Series is the final soft skills program dealing with how to motivate and recognize employees. This program builds on the communication and interpersonal skills needed to develop and sustain performance.

Note: This program is required before attending LAS #7.

LAS #7 EPL & HR Law

The seventh program of the Leadership Action Series covers Employment Law. Specifically, participants will explore FMLA and ADA situations and the role of leadership in navigating State and Federal law.

Note: This program is required before enrolling in LAS #8.

LAS #8 Progressive Discipline

The eighth and final program of the Leadership Action Series is the final hard skills program dealing with how to discipline for performance improvement. Unfortunately, success is not a given and leaders need to navigate the progressive discipline process equitably, effectively, and with documentation. Note: This program is required before attending the final LAS #9.

LAS #9 Capstone Project & Conclusion

The final LAS program is a review of the independent capstone project that each participant is required to complete in order to complete the Leadership Action Series. This celebratory final program reviews the lessons learned and tangible products throughout the 10-week course.

Emerging Leader Certification Track



One of the best ways to improve your organization is to improve your leadership.

The Emerging Leader Certification Track features comprehensive leadership development programs aimed at assisting both new and aspiring leaders. This trainings series focuses on building the tools and skills needed to make new leaders successful.

Each of the 1 day programs can be completed either virtually or in-person with no timeline or required order. Completing all 12 individual programs completes the track and earns a plaque.

Module 1

What every leader needs to know (right away): Employment law, Rights & Responsibilities (M1D1)

This program will explore four specific areas: Family Medical Leave Act (FMLA), Americans with Disabilities Act (ADA), Anti-Harassment protections, and Fair Labors and Standards Act (FLSA). After attending this training participants will understand how to make legally compliant employment decisions and the role of Human Resources in the process.

Walk the talk: Performance communication (Coaching and Feedback, M1D2)

After attending this program participants will be able to, explore the value of appropriate feedback, prepare for performance feedback using a framework, practice preparing and delivering feedback. Improving performance related feedback is a critical part of employee development, retention, and hiring. Successful leaders must be able to motivate and recognize employees to meet organizational needs.

Paving the way: Mentoring and advice for the future (Mentoring, M1D3)

Mentorship provides employees with an empowered confidant who is committed to providing support, advice, and a listening ear. This program establishes the value of mentoring, teaches attendees how to create a mentoring program, and develops mentoring skills through practice. This day will help establish the foundations of a mentoring program while giving participants the opportunity to practice practical mentoring skills.



Module 2

So, what now?: From Employee to Leader (Technical Leadership, M2D1)

It takes the right tools to navigate the transition into a supervisory role. In this course, we identify the EAP resource and explore usage, understand Drug & Alcohol Policy responsibilities, practice the Supervisor's role in discipline and manage conflict in the workplace. This program will help leaders learn the critical skills, tasks, and processes they will face every day while leading teams.

Soft skills the hardest task: Emotional intelligence, time & stress management (M2D2)

It is important for leaders to take the time to develop emotional intelligence soft skills so as to build effective working relationships. This training will help participants build the personal skills needed to be the leader others need. After attending this program participants will be able to develop and practice effective time management techniques, analyze the personal and social components of emotional intelligence, and transform their understanding and management of stress.

Be the boss you've always wanted: The People side of Leadership (M2D3)

Leadership requires an ability to motivate, recognize, inspire, delegate, and develop. A successful leader must be able to work well with others. This program helps to highlight the interpersonal skills and leadership actions that motivate, change, and enable the people around them. Attendees will learn the difference between being a "boss" and being a "leader" how to implement the positive power of a Growth Mindset, and practice inspiring/enabling their team to act.

Module 3

We all want to go home tonight: Working Safely and Effectively (M3D1)

Every leader should be aware of their role and responsibility in creating a culture of safety that prevents incidents. After attending this program participants will be able to establish the supervisor's role and responsibilities in safety, explore solutions to common public sector safety issues, and practice creating a safety driven workplace culture. This program will prepare (or reinforce) a leader's ability to identify, analyze, and solve safety related issues.

Making a difference with a difference: Diversity, Generations, and Emerging Issues (M3D2)

As leaders, part of the job requires creating an environment of respect where all employees can be successful. After attending this program participants will be able to develop successful strategies to approach generational differences at work, explore the dimensions of diversity to interact successfully across differences, and establish civility expectations to build successful workplace cultures.

Doing what's right when no one is looking: The Ethical Leader (M3D3)

Ultimately, leaders are responsible for creating and maintaining an ethical culture on the job. After attending this program participants will be able to define and analyze ethical situations in the workplace, utilize ethical problem-solving tools to think ethically, create an ethical culture on the job. Unethical decisions often result in significant consequences and this program looks to (re)establish the ethical expectations of all employees.

Module 4

Representing your municipality: External Communication (Customer service, the media, and social media, M4D1)

External communication is often very complex and when done poorly creates many departmental problems. This program will help develop the fundamentals of communicating with citizens and the media. As the media landscape (as well as the technology used) changes it can be difficult to keep up with current best practices and fundamentals.

Representing your team: Internal Communication (Organizational communication, meeting management, email, and phone call etiquette, M4D2)

This program will help develop successful internal communication strategies. This course will focus on understanding and identifying the 3 "basics" of professional communication, practice strategies to enhance written communication, learn to manage effective meetings, and practice effective employee training strategies.

Representing yourself: Professional Communication (Public Speaking, M4D3)

As new leaders take on new responsibilities public speaking may become a skill that a leader must be comfortable with. After attending this program participants will be able to understand the value of public speaking and explore applications for professional use, prepare for public speaking opportunities, and utilize successful public speaking strategies after practicing with peers. This program helps create the skills and practice time needed to begin improving public speaking skills.

Perfecting Leader Certification Track



Leaders are responsible for your organizational culture, communication effectiveness, employee recognition and motivation, and so much more.

The Perfecting Leader Certification Track features development programs for established, veteran leaders.

Each of the 1 day programs can be completed either virtually or in-person with no timeline or required order. Completing all of the individual programs completes the track and earns a plaque.

Module 1

Securing talent in a tough market: Recruitment, Interviewing, & Hiring (M1D1)

Established leaders are expected to assemble a team of talented employees in their organizations and departments. This program will help leaders create the environment for locating and securing the right people and setting them up for success. After attending this training participants will understand how to follow legal guidelines while implementing best practices and new on-boarding insights.

Developing talent in a tough market: Retaining & training (M1D2)

Great teams are created and then maintained. High-performing employees need to be continually challenged, developed, and engaged to keep teams running smoothly. There are only two ways to have high-performing employees: hire them or train them. Program participants will learn how to engage their current employees and how to improve them.

Evaluating talent in a competitive market: Performance evaluations (M1D3)

Employees routinely report that in order to be successful in their career it is critical to receive performance feedback from their leaders. Unfortunately, when done incorrectly, the performance evaluation process creates confusion and a decrease in performance. This day will help establish the foundation of a performance evaluation program while giving participants the opportunity to practice evaluation skills and processes.



Module 2

Charting out the future: Strategic planning, missions, & visions (M2D1)

Employees look to their organizational leadership to provide a clear direction for the future. Organizational leadership establishes this clear direction by providing successful strategic plans including goals, missions, visions, and a plan for how everyone can get there. This program will help leaders create a path to the future that will motivate their teams.

Why write it down? Policy development workshop (M2D2)

Effective and easy to understand policies are the cornerstone of appropriate employee behavior and decision making. Organizational leadership helps create these “rules of the game” that allow employees to make the right decision more often. This training will help participants evaluate and construct effective organizational policies.

Staying ahead of the game: Succession planning (M2D3)

Creating and maintaining the right team is difficult, and employee retirement, resignation, transfers, promotions, and separation makes it that much harder. Preparing for future staffing is a key step in preparing for the uncertainty of the future. This program will help arm leaders with the tools to prepare for organizational uncertainty and future staffing needs.



Module 3

Leading from the front: The Leadership Challenge 2 Day Workshop (M3D1)

This leadership “capstone” invites leaders to participate in the nationally recognized “Leadership Challenge Workshop”. This two-day interactive and immersive workshop, based on the long-running book of the same name by Kouzes and Posner, provides leaders with a unique and transformational opportunity to evaluate their role as a leader. This powerful workshop provides leaders with the opportunity to reflect on what made them aspire to be leaders within their own organization and to “recharge their leadership batteries”.

Making the tough sell: Negotiation and working with influential leadership (M3D2)

Established leaders recognize that rarely can any decision be made unilaterally. Effective leaders require the ability to negotiate and influence the key stakeholders around them; unfortunately, negotiation and influence is a skill that is rarely trained or discussed. This program will provide leaders a space to analyze and practice their own negotiation skills. The provided tools and resources will help remove some of the tension and uncertainty from influencing and working with others.

Putting the aces in their places: Planning for results (Project Management, M3D3)

More than half of all new change initiatives and projects fail; fortunately, a well-prepared project management plan will help provide the steps needed to make a change initiative successful. This program is based on the fundamentals of project management as identified by the Project Management Institute and will help leaders create successful projects from start to finish.

Module 4

Perfecting Leadership Elective M4D1,2,3 (3 Elective Programs)

Established leaders are often looking for training resources that are relevant to their specific position and department context. By completing any three regional CVMIC programs leaders are able to tailor their learning and development to what works for them.



Leaders can choose between any of the following regional resources:



- CVMIC department round-tables
- CVMIC regional safety training
- CVMIC regional leadership training
- CVMIC regional EPL & HR training...and much, much more

Leaders simply need to consult the CVMIC Regional Training calendar to locate an opportunity that works for their department and plan. In order for the elective credit to transfer to this program, participants must notate that the attended program is an elective for the Perfecting Leadership program.

Human Resources & Employment Liability Law




	
Americans with Disabilities Act – Title I: Employer Obligations	 1 Hour
<p>Title I of the Americans with Disabilities Act prohibits employers from discriminating against employees with disabilities. Therefore, municipalities should know the employer's obligations, how to identify reasonable accommodations and review best practices to support employee requests.</p>	
<p>Learning Objectives:</p> <ul style="list-style-type: none">• Understand the basic principles of the ADA Title I• Explore accommodations and workplace expectations• Determine how to make a reasonable accommodation• Review how ADA and FMLA can be related	
<p>Target Audience: Supervisors, Managers, Human Resources, ADA Coordinators, and any employee involved in the ADA function of the municipality.</p>	


	
Americans with Disabilities Act – Title II: Public Entity Obligations	 1 Hour
<p>Title II of the Americans with Disabilities Act prohibits public entities from discriminating against individuals with disabilities. Therefore, municipalities should know how to maintain compliance with ADA laws and protect against grievances, while supporting the needs and requests of the community.</p>	
<p>Learning Objectives:</p> <ul style="list-style-type: none">• Identify who is covered under ADA Title II and how they are protected• Comply with the program accessibility standard for their municipality• Understand what is required (or not) from a city/village to maintain compliance	
<p>Target Audience: Supervisors, Managers, Human Resources, ADA Coordinators, and any employee involved in the ADA function of the municipality.</p>	

	
Anti-Harassment for Employees: Doing the Right Thing for Everyone	 1-1.5 Hours
<p>Discriminating against an employee based on a protected class is illegal. Employees require knowledge of what is inappropriate for the workplace, how to report possible issues and an individual's responsibilities.</p>	
<p>Learning Objectives:</p> <ul style="list-style-type: none">• Identify behaviors that are unprofessional, prohibited, and illegal• Define the difference between bullying and harassment, and identify acceptable conduct• Act per employee responsibilities	
<p>Target Audience: All Employees</p>	





**Anti-Harassment for Supervisors:
Leaders Doing the Right Thing for
Everyone**



1-1.5 Hours

Discriminating against an employee based on a protected class is illegal. Supervisors require knowledge of what is inappropriate for the workplace, how to report possible issues, how to respond to allegations, and the unique responsibilities of leaders.


Learning Objectives:

- Identify behaviors that are unprofessional, prohibited, and illegal
- Define the difference between bullying and harassment, and identify acceptable conduct
- Act per employee responsibilities
- Outline the supervisor's role in responding to and investigating an incident

Target Audience: Supervisors, Managers, Human Resources, and any employee in a position of authority within an organization.



**Customer Service:
Creating Satisfied Citizens**



1 Hour

Providing excellent customer service is central to the mission of municipal government. Employees require the tools and resources to quickly resolve issues while providing a positive experience to the community we serve.

Learning Objectives:


- Provide great service by practicing the fundamentals
- Identify the role of leadership within municipal customer service

Target Audience: All Employees



DISCIPLINE

**Discipline: How to Correct
Behavior and Performance**



1-1.5 Hours

Employees may violate policy or not meet performance expectations. Leaders address employee behavior differently based on the situation. Leaders must identify the right approach and develop an effective plan to correct employee issues.


Learning Objectives:

- Analyze employee behavior and performance to determine what needs correction
- Resolve under-performance through the correct use of discipline
- Prepare for the performance discussion by scripting
- Follow-up and document the performance improvement process

Target Audience: Supervisors, Managers, Human Resources, and employees that address employee performance.



Diversity Equity and Inclusion 101



1.5 Hours


Diversity, Equity, and Inclusion are complex and fast-moving concepts. It may be difficult to know where to start or how to join the DEI conversation. This course reviews foundational terminology and concepts related to DEI.


Learning Objectives:


- Identify why Diversity, Equity, and Inclusion is important for your municipality
- Define DEI and establish basic terminology for the workplace
- Utilize DEI best practices to improve relationships and outcomes


Target Audience: All employees. Please note: your CVMIC EPL Specialist will consult with you on your municipality's DEI efforts prior to scheduling training





Documentation: How and Why to Write it Down	 1 Hour
<p>Documentation is one of the most important actions an employer can take to avoid lawsuits, miscommunication, and disagreement. Nearly every employment-related action generates a document, and this process is one of the best defenses against treating employees unfairly.</p>	
<p>Learning Objectives:</p> <ul style="list-style-type: none"> • Determine the appropriate timing and method of documentation • Produce accurate, succinct, and factual documentation • Retain documentation following lawful best-practices 	
<p>Target Audience: Supervisors, Managers, Human Resources, and employees that create documentation.</p>	





Drug & Alcohol Awareness: Maintaining a Safe Workplace	 1-1.5 Hours
<p>All employees have a responsibility to maintain a safe work environment free of drugs and alcohol. The law also mandates specific regulations for employees in safety-sensitive roles (i.e. CDL operators). Employees need to understand the expectations and protocols related to drug and alcohol testing, along with the consequences of negative behaviors.</p>	
<p>Learning Objectives:</p> <ul style="list-style-type: none"> • Analyze the Drug-Free Workplace Act of 1988 and workplace policy • Understand the unique requirements of CDL Operators and safety-sensitive roles • Explain what triggers a drug or alcohol test, and the testing procedure • Identify the employee's role in maintaining a safe work environment 	
<p>Target Audience: Supervisors, Managers, Human Resources, and all employees.</p>	





Drug & Alcohol Testing: Reasonable Suspicion	 1-1.5 Hours
<p>Leaders maintain a safe and productive work environment by monitoring the job conduct and behaviors of their employees, and this includes a workplace free of drugs and alcohol. This requires a knowledge of drug and alcohol testing protocols, performance indicators, and what to do if drug and alcohol use is suspected.</p>	
<p>Learning Objectives:</p> <ul style="list-style-type: none"> • Analyze the Drug-Free Workplace Act of 1988 and workplace policy • Understand the unique requirements of CDL Operators and safety-sensitive roles • Identify what triggers a reasonable suspicion drug or alcohol test and procedure • Execute the reasonable suspicion testing process appropriately and lawfully 	
<p>Target Audience: Supervisors, Managers, Human Resources, and any employee involved in the reasonable suspicion process.</p>	





Fair Labor Standards Act (FLSA): Paying People Properly	 1-1.5 Hours
<p>The Fair Labor Standards Act establishes minimum wage, overtime pay, record-keeping requirements, and youth employment standards. As regulated by the Department of Labor, compliance is mandatory and failure to comply exposes a municipality to major financial risk. Leaders require a working knowledge of the rules and requirements of the law.</p>	
<p>Learning Objectives:</p> <ul style="list-style-type: none"> • Explore the leader's role in FLSA compliant decision making • Review the basic principles of the FLSA and what is not regulated • Implement solutions to common FLSA related issue 	
<p>Target Audience: Supervisors, Managers, Human Resources, and employees who are responsible for scheduling staff.</p>	





Family Medical Leave Act (FMLA): Managing Protected Leaves	 1-1.5 Hours
<p>The Family Medical Leave Act entitles eligible employees to take unpaid, job-protected leave for specific family and personal medical reasons. It is important to understand what employees are eligible for and how to accurately manage their eligibility through the year.</p>	
<p>Learning Objectives:</p> <ul style="list-style-type: none"> • Define eligibility for FMLA • Explore common reasons an employee takes FMLA • Analyze the difference between State and Federal benefits and how to track • Perform the appropriate role of an employee, supervisor, and HR regarding FMLA 	
<p>Target Audience: Supervisors, Managers, Human Resources, and employees involved in tracking employee attendance.</p>	





Feedback & Coaching: Improving Work Performance	 1-1.5 Hours
<p>Whether it's positive reinforcement or addressing an issue with an employee, feedback and coaching is an important tool for leaders. To drive real change, leaders require the communication skills that empower and sustain employee performance.</p>	
<p>Learning Objectives:</p> <ul style="list-style-type: none"> • Analyze different methods of providing feedback • Coach employees using productive conversation techniques • Follow-up if employee behavior does not improve 	
<p>Target Audience: Supervisors, Managers, Human Resources, and employees that provide performance feedback.</p>	




Generations in the Workplace: Navigating a Changing Workforce	 1 Hour
<p>The demographics of the workplace are changing. Leaders should understand the values and behaviors of different generations to collaborate effectively. Finding common ground and shared preferences help us improve.</p>	
<p>Learning Objectives:</p> <ul style="list-style-type: none"> • Understand the different generations and core values of each • Discuss how generational differences show up in the workplace • Review tips for working across generations 	
<p>Target Audience: All Employees</p>	



HR 101	 2 Hours
<p>It is important for Supervisors to understand how to work most effectively with Human Resources as well as their team. There are many policies, processes, and resources in place for handling employee issues. This program highlights the best practices for many of these policies and processes, while also incorporating processes unique to your municipality.</p>	
<p>Learning Objectives:</p> <ul style="list-style-type: none"> • Review common employee engagement opportunities and HR's involvement • Understand the impact of employment laws and municipal policies and practices • Discuss departmental responsibilities and assistance strategies 	
<p>Target Audience: Supervisors, Managers, Human Resources</p>	



EPL 101:
What Supervisors Need to Know



1-1.5 Hours

It is important for Supervisors to have a working knowledge of employment laws like the Americans with Disabilities Act (ADA), Family and Medical Leave Act (FMLA), and Fair Labor Standards Act (FLSA). Supervisors should also have an understanding of how to approach questions, requests, and complaints from employees and when to partner with their Human Resources department.


Learning Objectives:

- Understand the protections and eligibility of each employment law
- Outline responsibilities as it relates to each law
- Analyze common examples of employment law
- Act per employee responsibilities

Target Audience: Supervisors, Managers, Human Resources



Implicit Bias:
Breaking Through the Stereotype


1.5 Hours

Implicit bias is the automatic assumption that individuals make in any situation. People subconsciously create “mental shortcuts” to interpret information quickly and make decisions. This course will address implicit biases, bring awareness to the implicit bias that we all have, and discuss how we can mitigate that bias in the workplace.

Learning Objectives:

- Understand implicit bias in the workplace
- Identify the implicit biases that we have toward others
- Analyze the impact of implicit biases within our workplaces
- Transform current implicit biases into appropriate workplace behaviors

Target Audience: All employees. Please note: your CVMIC EPL Specialist will consult with you on your municipality’s DEI efforts prior to scheduling training



Internal Investigations:
Navigating the Investigation Process



1-1.5 Hours

When an allegation of misconduct occurs in the workplace, leadership must follow up with an effective investigation. Internal investigations tend to be highly sensitive and stressful, and it is important to know how to handle them lawfully and effectively.


Learning Objectives:

- Recognize the fundamentals of investigation and their legal considerations
- Prepare effectively for an investigation
- Identify the fundamentals of evidence and act on them
- Take effective corrective action after an investigation

Target Audience: Supervisors, Managers, Human Resources, and employees involved in conducting investigations.



Interviewing:
Asking the Right Questions



1-1.5 Hours

Interviewing is the most common employee selection method; however, most interviews do not predict successful job performance due to their design and administration. Improper unstructured interviews leave your organization vulnerable. Protect your municipality by providing interviewers the resources to conduct a consistent interview experience for all candidates.


Learning Objectives:

- Prepared to create appropriate and lawful interview questions
- Evaluate interviewee responses effectively
- Execute the components of the hiring assessment process and documentation

Target Audience: Supervisors, Managers, Human Resources, and employees involved in interviewing.



Mentoring & Leadership Development
for Protective Services


7 Hours

Formal mentoring programs have overwhelming positive impacts on those involved in mentoring. Mentoring provides a source of engagement and addresses the unique challenges of protective services. Mentors require the tools and resources to implement a successful formal mentoring program. This program will incorporate real-life examples from municipal police and fire departments.


Learning Objectives:

- Define what mentoring is and what it is not
- Understand the importance of a formal mentoring program in protective services
- Implement various methods of mentoring including new hires, peer to peer, reverse, and cascading for newly promoted positions
- Implement a successful mentoring program using a step-by-step guide

Target Audience: All Employees, Supervisors, Managers, Human Resources, and employees involved in mentoring.



Performance Evaluations:
Creating Change through Coaching

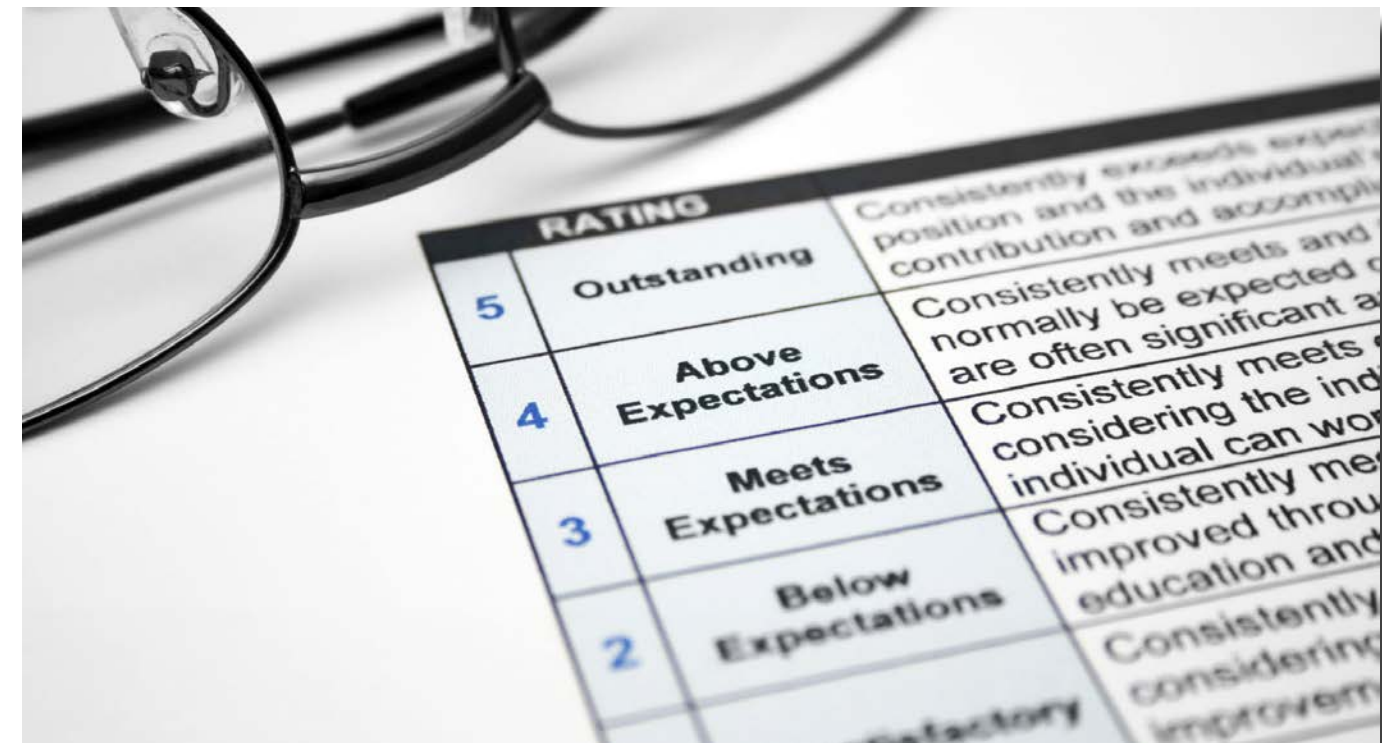
1-1.5 Hours

The performance evaluation process is one of the most important conversations a leader has with their employees. It may be a difficult and awkward process, but with the right preparation, an employee's performance conversation can be a great way to develop, engage, and retain staff.

Learning Objectives:

- Understand the importance of the performance evaluation process
- Create measurable goals
- Coach and document progress throughout the year
- Create a culture of coaching that enhances the performance evaluation process

Target Audience: Supervisors, Managers, Human Resources, and employees involved in performance evaluations.





Promoting a Positive Workplace through the DEI lens: Civility & Bystander Intervention



1.5 Hours

When practicing what the laws and regulations ask of us in work we also need to remember the DEI space that many of these practices and expectations live in. In this program we will explore what civility and bystander intervention looks like from the DEI relationship.

Learning Objectives:

- Comply with the minimum expectations and legal requirements of workplace behavior
- Diagnose the behaviors that create inappropriate workplace behavior
- Create a positive workplace through civility and bystander intervention

Target Audience: All employees. Please note: your CVMIC EPL Specialist will consult with you on your municipality's DEI efforts prior to scheduling training



Reference Checks: Checking-in on Candidates



1 Hour

Reference checks are a proven way to validate candidates; unfortunately, it is common that job applicants misrepresent themselves. Thankfully, different methods of effective reference checks are available to incorporate into the recruitment process.

Learning Objectives:

- Identify the purpose and methods of reference checks
- Analyze what can be included in a reference check
- Conduct a legal and compliant reference check

Target Audience: Supervisors, Managers, and Human Resources.



Recruitment & Hiring: Providing a Positive Candidate Experience



1-1.5 Hours

Before you begin the hiring process it is important to ensure that leaders are well-versed in recruitment best practices. The hiring team requires the knowledge to provide a positive candidate experience based on effective and lawful practices.

Learning Objectives:

- Understand the laws that have an impact on hiring
- Outline the major steps in a recruitment process
- Share innovative recruitment techniques
- Attract top candidates using hiring best practices

Target Audience: Supervisors, Managers, Human Resources, and employees involved in the hiring process.

CIVILITY

Respect & Civility: Preventing Inappropriate Behavior at Work



1 Hour

Organizations that score highly on respect and civility also rate highly in job satisfaction and retention, while reducing the threat of lawsuits and grievances from employees. In fact, the Equal Employment Opportunity Commission reports that civility and respect prevent larger workplace issues. Employees should be aware of how their actions affect others, and what they can do to build respect and effective team culture.

Learning Objectives:

- Define incivility and its impact on workplace culture
- Improve workplace respect and civility by utilizing strategies and tools
- Identify how leaders can create and maintain a respectful workplace

Target Audience: All Employees, Supervisors, Managers, and Human Resources.



Stay Interviews




2 Hours

Employee retention is currently an important issue for all employers! A stay interview is a great way to get a pulse on how your employees feel about your organization. It allows employees to reflect on the positive aspects of their work and the organization but may also uncover why you are seeing increased turnover. Uncovering why employees leave, could help develop a targeted retention plan.

Learning Objectives:

- Analyze why employees stay or leave organizations
- Understand and develop successful stay interview strategies
- Practice conducting a stay interview

Target Audience: Supervisors, Managers, Human Resources



Wrongful Termination: Protecting Your Organization During Separation



1-1.5 Hours

Leadership must be properly prepared for employee separation. Before any decisions and actions are made it is critical to understand the labor laws that impact your organization. Leaders require knowledge of these laws and practices to protect your municipality.

Learning Objectives:

- Recognize what may happen when an employee is terminated
- Define the basics of wrongful termination and common separation issues
- Implement CVMIC recommendations to remain compliant during separation

Target Audience: Supervisors, Managers, Human Resources, and employees involved in the termination process.



Meet CVMIC's Employment Practices Liability Team



Cities and Villages
MUTUAL INSURANCE
COMPANY



Jean Cole -
HR Manager & Employment
Practices Liability Team Lead
jeanc@cvmic.com



Abby Brown -
Employment Practices
Liability Specialist
abbyb@cvmic.com



Dani Patton -
Employment Practices
Liability Specialist
danip@cvmic.com

Professional Development



**Business Writing:
A Professional Writing Workshop**

 **1-2 Hours**

For many, writing well is very difficult. This writing workshop will improve business writing skills through exploration and practice. At the end of the program, participants will leave armed with steps for effective writing and practice prompts for future follow-up.

- Learning Objectives:**
- Analyze written communication using the principles of effective writing
 - Write more effectively

Target Audience: All employees



**Change Management:
Managing People to Manage Change**

 **1-2 Hours**

To be successful in change management one needs to be successful in people management. The two most important variables in successful change come down to the people involved. Thus, successful change and people management requires tools and resources in order to make lasting change.

- Learning Objectives:**
- Implement change initiatives via people management

Target Audience: All employees



**Civility:
Working Together to Get Along**

 **1-2 Hours**

Civility is a workplace expectation for most employees; unfortunately, incivility is all too common and leads to many tangible negative outcomes. Employees that report working in a culture of incivility are less likely to be productive, more likely to quit, and are more likely to act against an organization. In order to correct incivility at work, employees require the tools and resources to improve workplace civility.

- Learning Objectives:**
- Analyze the causes of incivility at work
 - Establish a culture of civility at work

Target Audience: All employees




**Employee Coaching:
Providing Performance Feedback**

 **1-2 Hours**

Regular ongoing performance feedback is critical to employee success. How can an employee improve if they do not know what is wrong? How can an employee maintain success if they do not know what is right? To provide effective feedback (i.e. coaching) leaders require a coaching feedback structure, tools, and practice opportunities.

- Learning Objectives:**
- Provide feedback that is based on behavioral observations
 - Utilize a coaching scripting template to improve conversations
 - Communicate effectively using a coaching framework

Target Audience: Supervisors, Managers, Department Heads, and any employee responsible for performance improvement.



**Conflict Management:
Managing team conflict productively**



1-2 Hours

Conflict is a natural byproduct of communication and is a sign of healthy dialogue; unfortunately, conflict is often ignored or misunderstood and can lead to negative outcomes. Managing conflict is a difficult thing for any leader to do well, and to be successful a leader needs to understand how conflict works and what tools exist to keep it productive at a high level.
(This program is not conflict intervention or mediation training.)

Learning Objectives:

- Understand the role of conflict in a team
- Transform team conflict from unproductive to productive

Target Audience: Supervisors, Managers, Department Heads



**Customer Service:
Creating Satisfied Citizens**



1-3 Hours

Customer service is an expectation that is often difficult to deliver. Employees must be able to identify what makes customer service successful and be provided the necessary tools and resources to provide it. A customer service framework helps employees develop the skills needed before interacting with the public.

Learning Objectives:

- Identify the fundamentals of great customer service
- Implement a successful customer service training framework
- Provide great customer service

Target Audience: All employees

DISCIPLINE



**Discipline:
The Supervisor's Role**




1-2 Hours

Employee discipline is often a misunderstood and under-applied method to correct problem behaviors. Discipline is much more than a suspension, termination, or resignation. In fact, employee discipline is most successful when a leader understands their role in shaping and documenting behaviors from an employee's very first day.

Learning Objectives:

- Understand employee discipline across the employee "life cycle"
- Provide clear, documented, and fair discipline

Target Audience: Supervisors, Managers, Department Heads



**Emotional Intelligence: Managing
Yourself and Others to Get Things Done**




1-2 Hours


Emotional intelligence is important because how people deal with their emotions is an important variable in workplace success. It can be difficult to understand one's emotions and manage them appropriately. It is even more difficult to understand other's emotions and to use that information effectively. Thankfully, emotional intelligence can be developed and leads to much better outcomes for individuals, teams, and organizations.


Learning Objectives:


- Understand the value of emotional intelligence
- Practice strategies to improve emotional intelligence


Target Audience: All employees




Ethics: Doing What's Right When No One Is Looking	 1-2 Hours
<p>Ethical expectations are a basic expectation of any job; unfortunately, many organizations only discuss how to act ethically after there has been an ethical violation. Common sense is often uncommon and agreeing on the right ethical decision can be difficult. Leaders help create an ethical culture on the job by providing the tools and resources needed to make appropriate decisions.</p>	
<p>Learning Objectives:</p> <ul style="list-style-type: none"> • Determine what constitutes an ethical decision • Create an ethical culture on the job 	
<p>Target Audience: Supervisors, Managers, Department Heads</p>	





Generations: Understanding and Leveraging Generational Differences	 1-2 Hours
<p>Generational differences at work are real and may lead to conflict and misunderstanding. Employees are often frustrated or challenged to understand differences in communication, work ethic, technology, and more if it is not their preference. Employees require the knowledge and tools to improve generational differences at work productively.</p>	
<p>Learning Objectives:</p> <ul style="list-style-type: none"> • Analyze generational differences at work • Implement successful strategies to better understand and leverage generational differences 	
<p>Target Audience: All employees</p>	




Mindsets: Managing Mindsets for Success	 1-2 Hours
<p>How one views the world matters. Do employees view themselves as limited in their skills and unable to improve? Do employees view themselves as open to new experiences and willing to try new things? When one communicates by focusing on creating a growth-mindset it leads to positive outcomes for the individual, team, and organization. This program will help participants be better employees, friends, parents, partners, and much more!</p>	
<p>Learning Objectives:</p> <ul style="list-style-type: none"> • Define the difference between a growth and fixed mindset • Communicate growth-mindset focused feedback to improve performance 	
<p>Target Audience: All employees</p>	



Mentoring: Creating a Mentoring Program that Works	 1-2 Hours
<p>Mentoring is often the best way to address sensitive or traumatic issues at work. A formal, or informal, mentoring relationship leads to long lasting benefits for the mentor, mentee, and organization. Unfortunately, many organizations have not created a mentoring program and lack the resources or know-how to do so. An effective mentoring program requires support.</p>	
<p>Learning Objectives:</p> <ul style="list-style-type: none"> • Detail the benefits of a mentoring program in the workplace • Prepare a mentoring program in the workplace 	
<p>Target Audience: Supervisors, Managers, Department Heads, Mentors, and Mentees</p>	



Negotiation:
Wielding Influence to Gain Success


1-2 Hours

Every day is filled with negotiation opportunities. The influence that we wield at work is what drives the back-and-forth of informal negotiation. Employees require the skills to negotiate every day in common and uncommon situations.
(This program is not a formal collective bargaining program.)


Learning Objectives:

- Understand the basics and 8-steps of the negotiation process
- Negotiation and influence effectively in the workplace

Target Audience: All employees



Performance Evaluations:
Evaluating Talent Fairly and Effectively


2 Hours

Performance evaluations are critical for employee success and the annual performance review is a staple in many organizations. However, the formal performance review process is riddled with errors and issues. Thankfully, the performance improvement process can be improved both formally and informally. Leaders and employees will appreciate a more open, honest, and regularly scheduled performance evaluation culture.


Learning Objectives:

- Understand the problems of the typical formal performance evaluation process
- Conduct effective informal and formal performance evaluations

Target Audience: Supervisors, Managers, Department Heads



Project Management:
Putting the Aces in Their Places


2-3 Hours

Planning and implementing large project plans are difficult and expensive. While projects are a challenge, the field of project management has provided many tools and resources that can help transform unwieldy projects to manageable pieces. This program is based on project management best-practices found in the 'Project Management Body of Knowledge'.


Learning Objectives:

- Understand common project management tools
- Execute effective project planning and personnel management

Target Audience: All employees



Public Speaking:
Professional Speaking Workshop


2-3 Hours

Public speaking is very difficult. Many otherwise confident and competent employees worry about presenting information in front of groups of people. Public speaking skills can be improved with practice and preparation. To be successful at public speaking employees need the opportunity to practice with their peers and to implement the preparation process. Do not let fear of public speaking hold you back!


Learning Objectives:

- Prepare for public speaking opportunities
- Conduct public speaking presentations effectively via practice

Target Audience: All employees



Social Media: Building Meaningful and Lawful Relationships


1-2 Hours

Social media is everywhere. As a result, communicating with the public has gotten both easier and more difficult. Building a successful social media presence is a great way to communicate and build relationships; unfortunately, due to lack of preparation and understanding many municipalities have increased liability and pitfalls. Social media users require training to be successful and compliant.


Learning Objectives:

- Communicate more effectively via social media
- Comply with municipal social media responsibilities

Target Audience: Social media practitioners



Stay Interviewing: Why Do Employees Stay


1-2 Hours

The stay interview has been called the most important conversation you will ever have with your employees. All too often, organizations are only paying attention to why employees leave an organization instead of working proactively to identify why employees stay in an organization. As stay interviewing is often an unknown, this program will help provide a framework and template for conducting stay interviews.


Learning Objectives:

- Identify the value of stay interviewing as part of ongoing employee communication
- Conduct effective stay interviewing formally and informally

Target Audience: Supervisors, Managers, Department Heads, Human Resources



Strategic Planning: Charting Out the Future


2-3 Hours

Big-picture, strategic thinking is difficult to do. Many employees are conditioned to identify and solve problems quickly and effectively; unfortunately, a lack of creative or new thinking can lead to long-term stagnation and inefficiencies. To be successful in strategic planning leaders require a framework and resources to understand what is expected for everyone involved.


Learning Objectives:

- Identify the value of strategic planning in municipal government
- Implement a successful strategic planning process

Target Audience: Managers, Department Heads, Administration



Stress Management: Making Stress Work for You


1-2 Hours

Most people report being stressed with their work and the pressures of their job. Unfortunately, our understanding of work-related stress leads to negative outcomes. The new science of stress tells shows us that stress is not the negative challenge we may have believed. Transforming your understanding of stress will lead to better outcomes for your career and might just help save your life!


Learning Objectives:

- Transform the understanding of stress
- Develop strategies to enhance the meaning and understanding of stress

Target Audience: All employees



Succession Planning:
Staying Ahead of the Game

2-3 Hours

Staffing for the future is an important responsibility in the present. It is challenging to find the right person, for the right job, at the right time. Succession planning helps create pools of candidates that are ready for jobs as they develop over time. While succession planning requires a shift in thinking and resource allocation, the long-term succession planning gains are worth the short-term costs.

Learning Objectives:

- Understand the value of succession planning
- Implement a dynamic nine-step workplace succession plan

Target Audience: Managers, Department Heads, HR, Administration



Supervisor Transition:
From the Bud to the Boss


2-4 Hours

The transition from individual contributor to supervisor is one of the hardest career changes an individual will make. Being the “boss” brings changes to relationships, power dynamics, communication expectations, and much, much more. This program challenges participants to explore the do’s and don’ts of being a new boss through open discussion and best practices.


Learning Objectives:

- Explore the difference between being an individual contributor and a supervisor
- Practice techniques that lead to effective supervision of others

Target Audience: New supervisors, existing leaders, and employees looking to take on leadership roles in the future; Human Resources



Time Management:
Making Time Work For You

1-2 Hours

There will never be enough time to get all your work done; however, there will always be enough time to get the work that needs to be done. Unfortunately, time at work seems fleeting and there are many days where one wonders if they got anything done at all. Time management resources and processes help make the most of the time available to employees.

Learning Objectives:

- Understand common time management challenges
- Utilize time management tools to improve the quality of time spent at work

Target Audience: All employees





Training:
Developing Employee Success



2-3 Hours

The average employee spends just 2% of their time on self-development. Employee training is an important part of developing success and requires thoughtful preparation and facilitation. This program will help provide the theory and practice to make workplace training a success.

Learning Objectives:

- Build successful learning events by understanding adult learning principles
- Facilitate training using adult learning best-practices

Target Audience: Supervisors, Managers, Department Heads, Trainers



Meet CVMIC's Sr. Training & Development Specialist!




Andrew Taylor -
Sr. Training & Development
Specialist
andrewt@cvmic.com




Safety & Risk Management





Asbestos Exposure:
Identifying the Dangers


 1 Hour

Asbestos can lurk in pipe insulation, floor tiles, mastics, and other common building materials. Identifying asbestos containing materials (ACMs) in your workplace is critical. After identification, monitoring and safety practices can be implemented to safeguard against unanticipated exposure to ACMs which can be deadly.


Learning Objectives:

- Identify the health effects of asbestos exposure
- Apply engineering controls, procedures, and practices to limit exposure
- Describe the required medical surveillance
- Comply with the OSHA asbestos standard (29 CFR 1910.1001), including appendices

Target Audience: Custodial, Facilities, Mechanics, or anyone exposed to airborne concentrations of asbestos at or above the Permissible Exposure Limit (PEL) and/or excursion limit per OSHA 29 CFR 1910.1001.



Back Safety:
Keep Safe Lifting a Priority


 30 - 60 Mins

According to the Bureau of Labor Statistics (BLS), more than 1 million employees experience back injuries each year and 75% of back injuries occurred while performing lifting tasks. Lower back pain is the most common reason for missed work and results in 25% of worker's compensation liability claims. Therefore, proper employee lifting techniques, preparation, and personal protective equipment are critical in maintaining back safety.


Learning Objectives:

- Perform proper lifting techniques
- Plan, prepare and analyze before lifting
- Apply ergonomics, ergonomic equipment, and lift assists
- Detail the importance of proper PPE in preventing lifting injuries

Target Audience: Employees, Supervisors, Managers, and anyone who lifts.



Behavior-Based Safety: How to
Implement a Successful Program


 30 - 60 Mins

Risk is in everything we do; however, we can reduce risk by changing our behaviors. Most workplace accidents and incidents are the result of unsafe acts, not unsafe conditions. Focusing on these human factors can prevent workplace injuries.


Learning Objectives:

- Understand how human factors lead to critical errors
- Replace unconscious unsafe behavior with automatic safe habits
- Transform safety culture by identifying behavioral safety responsibility

Target Audience: Employees, Supervisors, and Managers.



Bloodborne Pathogens: Identifying
Risk and Preventing Transmission


 30 - 60 Mins

Bloodborne pathogen exposure is a serious health risk and employees require the tools needed to mitigate the risk. Employees can properly protect themselves by learning what bloodborne pathogens are and how they are exposed to them.


Learning Objectives:

- Identify common workplace bloodborne pathogens
- Utilize appropriate control measures
- Perform a proper spill clean-up procedure
- Comply with the training elements outlined in 29 CFR 1910.1030

Target Audience: Employees with occupational exposure to blood or other potentially infectious materials.



Bucket Truck Safety: Understanding Safe Operation Inspection Requirements

 **1.5-3 Hours**


Operating an aerial lift, or more commonly known as a bucket truck, can be a very dangerous activity. This training will help employees understand all the components that go into the safe operation of their bucket truck. Employees will also be given the chance to operate their bucket truck.

Learning Objectives:


- Explain all safety rules and regulations
- Demonstrate a proper pre-flight inspection
- Understand safe operation practices

Target Audience: DPW employees, parks/forestry employees, and anyone who works around or operates a bucket truck.





**Chainsaw Safety:
The Basics of Chainsaw Operation**

 **4-8 Hours**

Chainsaws are useful and dangerous tools. Chainsaws can cause serious harm if used improperly or unsafely. A specialized trainer will highlight the safe use of chainsaws and proper personal protective equipment via hands-on field exercises.

Learning Objectives:

- Identify proper chainsaw equipment, maintenance, and techniques
- Utilize required personal protective equipment
- Practice proper starting and operation of a chainsaw and safeguards
- Practice proper pruning and felling techniques

Target Audience: Park, Recreation, and Forestry, Public Works, Utility Personnel, and employees required to use a chainsaw.



Confined Space Entry: Understanding Hazards and Making Safe Entry


 **1-4 Hours**

If an employee fails to take the proper steps in entering a confined space, the result can be deadly. Therefore, employees require the necessary information and skill to enter and exit confined spaces safely.

Learning Objectives:

- Identify confined space classification and hazards
- Detail the roles and responsibilities of the entrant, attendant, and entry supervisor
- Demonstrate correct entry process including permitting, air monitoring, ventilation, and non-entry rescue
- Comply with the training requirements outlined in 29 CFR 1910.146

Target Audience: DPW, Water/Wastewater, Inspectors, Bridge Tenders, and employees who may enter a confined space.



Cut-Off Saw: Basics of Operation and Safety

 **2-3 Hours**

Cut-off saws are common, and without proper training, employees may not understand the risks associated with using them. A specialized trainer will highlight the basic safe use of cut-off saws and the importance of wearing proper personal protective equipment each time the saw is used.

Learning Objectives:

- Identify proper cut-off saw equipment, maintenance, and techniques
- Utilize required personal protective equipment
- Practice proper starting, fueling, and operation of a cut-off saw and safeguards

Target Audience: Public Works, Utility, or employees required to use a cut-off saw.



Defensive Driving: Basic Habits of a Defensive Driver


 **1-2 Hours**

Driving is a leading cause of work-related fatality. Drivers need to be equipped with the required strategies to avoid becoming a statistic. Employees may not be able to control others on the road, but they can control their attitude, habits, and demeanor while behind the wheel.


Learning Objectives:

- Recognize a “defensive driver”
- Detail the benefits of defensive driving and the negative impact of vehicle accidents
- Utilize basic defensive driving habits like inspections, visual screening, positioning, and more

Target Audience: Any employee who drives.



Excavation Safety:
Preventing A Tragic Collapse


1-2 Hours

Municipal employees regularly perform work in trenches and excavations. Wisconsin regulations require employees to be trained on excavations and trenches before exposure in the workplace. Employees need to know how to properly select, install, and ensure adequate protection when working in a trench or excavation.


Learning Objectives:

- Identify and eliminate common excavation and trench hazards
- Slope, shield (trench box), and shore against trench collapse
- Select, use and install appropriate cave-in protection for excavation and trench work
- Comply with 29 CFS 1926.650-652

Target Audience: DPW, Water/Wastewater, and heavy equipment operators.



Fall Protection: The Basics
& Fundamentals to Prevent Falls


30 Mins - 2 Hours

By law, employers are required to combat workplace hazards. This means employers must take safety measures to prevent employees from falling off or falling through surfaces. Before employees are exposed to any fall hazard, they need to receive training for working at heights.


Learning Objectives:

- Detect workplace fall hazards and apply the required safety procedures to minimize hazards
- Apply fall protections system(s) and equipment
- Store and inspect equipment as specified by the manufacturer

Target Audience: Any employee expected to work at heights where there is a risk to fall from or through surfaces.



Flammable & Combustible Liquids:
Don't Add Fuel To The Fire

30 - 60 Mins

Improperly stored flammable and combustible liquids can pose a serious risk to municipal buildings and occupants. Employees require the knowledge to properly identify and store flammable and combustible liquids.

Learning Objectives:

- Identify the hazards of flammable and combustible liquids
- Store flammable and combustible liquids in appropriate containers
- Detect improperly stored flammable and combustible liquids

Target Audience: DPW, Water/Wastewater, Maintenance, Fleet, Mechanics, and employees working with or near flammable or combustible liquids.



Safe Forklift Operation:
Protecting Operators and Pedestrians


1-4 Hours

Forklifts are commonly operated within municipalities, and operators require the knowledge to safely use a forklift in a challenging work environment. A hands-on evaluation is conducted for each forklift operator as part of this program.


Learning Objectives:

- Operate forklifts per OSHA and municipal requirements
- Prevent a forklift from tipping by using the "Stability Triangle"
- Inspect forklifts before use and identify hazards
- Comply with the training requirements outlined in 29 CFR 1910.178

Target Audience: DPW, Water/Wastewater, Parks & Recreation, Fleet, Mechanics, and employees required to operate a forklift.



Hazard Communication: Understanding Hazardous Chemicals in the Workplace


 **30 - 60 Mins**

Understanding hazardous chemicals in the workplace is critical to ensure employee health and safety. Employees should be able to identify the chemicals in their workplace and obtain all the necessary information to keep them safe.


Learning Objectives:

- Detail the requirements of the “Right to Know” the law
- Protect against exposure by identifying hazardous chemical labels
- Locate and interpret Safety Data Sheets (SDSs)
- Comply with the training requirements outlined in 29 CFR 1910.1200

Target Audience: All Employees



Hearing Conservation: The Silent Hazard


 **30 - 60 Mins**

Loud noise can cause long-lasting damage if proper protection is not provided and worn. Wisconsin requires annual training for municipal employees on the hazards of noise. Prevent hearing loss and long-term damage by learning how hearing works, the different types of hearing protection, and how to properly wear hearing protection.


Learning Objectives:

- Learn how noise can affect employees professionally and personally
- Explain the importance of annual audiometric testing and the steps to prevent hearing loss
- Select the best hearing protection based on need
- Comply with the training requirements outlined in 29 CFR 1910.95

Target Audience: Police, Fire, Heavy Equipment Operators, DPW, Maintenance, and employees exposed to greater than 85 decibels over a time-weighted average of eight Hours.



Ladder Safety: The Proper Care and Use of Ladders


 **30 - 60 Mins**

Although ladders are easy to use, they are often misused, causing injuries and even death. Employees should understand the different types of ladders and how to use and care for them correctly.


Learning Objectives:

- Identify ladder components by type, duty rating, label, and material
- Perform ladder care, maintenance, and inspections
- Use a ladder safely by following safety rules and guidelines

Target Audience: DPW, Water/Wastewater, Park, Library, Maintenance, and any employee who uses a ladder.



Lead Safety: Weighted Safety Requirements


 **30 - 60 Mins**

Lead is a poison and Wisconsin requires annual training if a workplace has a potential lead exposure. Employees must be informed of lead hazards and taught how to take proper action to protect against potential workplace lead exposure.


Learning Objectives:

- Identify workplace lead exposures and the long-term effect of lead on the body
- Implement proper hierarchy of controls to reduce and control lead exposure
- Comply with 29 CFR 1910.1025 and the contents of Appendix A and B.

Target Audience: Police, Firing Range, Water Utility, and any employee that works with or is exposed to lead.



Lockout/Tagout:
Do Not Let Energy Control You!


30 - 60 Mins

Exposure to hazardous energy can cause serious injury or even death. Employees require the knowledge to ensure equipment has been isolated from hazardous energy. This program will include a review of a municipality's energy control procedures.


Learning Objectives:

- Identify hazardous energy sources on equipment before use
- Utilize energy-isolating devices
- Perform the steps required to properly shut down and lockout equipment
- Comply with the requirements of 29 CFR 1910.147

Target Audience: DPW, Water/Wastewater, Maintenance, Fleet, and Mechanics.



Machine Guarding and Hand & Portable Tool Safety:
Handling the Dangers


30 - 60 Mins

Machine guarding historically has been in OSHA's top 10 cited standards. Understanding the hazards employees face while working with these potentially dangerous tools ensures safety. Properly using hand and power tools, including machine guarding, protects employees from possible injury.


Learning Objectives:

- Identify the hazards faced when working with hand and power tools
- Recognize the different types of guarding available for machinery
- Prevent injuries when working with machinery and tools

Target Audience: Maintenance, Public Works, Water Treatment, Janitorial, Fire, Parks and Recreation, and employees that work with tools and machinery.



Office Ergonomics: Setting Up Your Computer Workstation Properly


30 - 60 Mins

An ergonomically correct workstation reduces muscle discomfort and improves productivity. Adjustments and changes can be made to correct a workstation and improve employee safety. Individual workstation evaluations are available upon request.


Learning Objectives:

- Understand ergonomics and the benefits
- Recognize an ergonomically correct workstation
- Evaluate their workstation and make appropriate adjustments

Target Audience: Dispatchers, Library, City/Village Hall, and employees who use a computer.



OSHA 300:
To Record or Not to Record?

1-1.5 Hours

Determining if an injury is recordable can be a difficult task. By analyzing real-life case studies, employees can determine the application and responsibility of filling out and posting the OSHA 300 log.


Learning Objectives:


- Determine if an injury or illness is recordable
- Fill out the OSHA 300 log
- Comply with the requirements outlined in 29 CFR 1910.1904


Target Audience: Safety Coordinators, Safety Managers, Safety Committee, Worker Compensation, Human Resources, and any employee responsible for maintaining the OSHA 300 logs.





Park & Playground Inspections: Swinging into Safety	 3-6 Hours
<p>Public parks and playgrounds are a great benefit to the community, but an injury can result in negative publicity or lawsuits. The US Consumer Products Safety Commission Guidelines and the ASTM Standard for Public Use Playgrounds provide the proper instructions to maintain playground equipment. A Hands-On inspection of a local playground is included as part of this program.</p>	
<p>Learning Objectives:</p> <ul style="list-style-type: none"> • Identify hazards found in public parks and playgrounds • Conduct effective park and playground inspections • Utilize proper tools and gauges for identifying park and playground hazards 	
<p>Target Audience: Park & Playground, and employees required to maintain playground equipment.</p>	





Personal Protective Equipment (PPE): The Last Line of Defense	 30 - 60 Mins
<p>PPE is the last line of defense for protecting employees from hazards in the workplace. Employees require an understanding of the proper selection, fit, inspection, and maintenance of PPE.</p>	
<p>Learning Objectives:</p> <ul style="list-style-type: none"> • Identify hazards in the workplace that require the use of PPE • Inspect and maintain PPE • Wear PPE properly when conducting hazardous tasks or when required • Comply with the requirements outlined in 29 CFR 1910.132-138 	
<p>Target Audience: DPW, Water/Wastewater, Parks & Recreation, Seasonal, Fleet, Mechanics, and any employee required to wear PPE.</p>	




Respiratory Protection: A Breath of Fresh Air!	 30 - 60 Mins
<p>Respiratory protection may be necessary to protect employees from exposures. Wisconsin requires employees that wear respirators to be trained on an annual basis. Employees require the understanding of the unique respirators used in their workplace, and the knowledge of how respirators work, the potential hazards, medical evaluation requirements, and requirements for fit testing.</p>	
<p>Learning Objectives:</p> <ul style="list-style-type: none"> • Select and use respiratory protection properly • Perform a respiratory protection process including medical evaluations, fit testing, maintenance, cleaning, seal checks, and storage • Comply with the requirements outlined in 29 CFR 1910.13 	
<p>Target Audience: Maintenance, Public Works, Water Treatment, Fire and Rescue, and employees that wear a respirator.</p>	



Safety Committees: Creating and Using The Safety Team	 1 Hour
<p>Municipal government often decentralizes safety duties, and this poses a challenge to promoting safety, building a safety culture, and correcting safety issues. Properly established safety committees can energize an organization and positively influence the workplace safety culture.</p>	
<p>Learning Objectives:</p> <ul style="list-style-type: none"> • Detail the advantages of an effective safety team or committee • Communicate a positive and energizing safety message • Utilize an internal safety committee by implementing practical approaches to facilitating a safety team or committee 	
<p>Target Audience: Any organization or employee interested in starting a safety team or re-energizing an existing one.</p>	



Seasonal Employee Safety: Keeping Seasonal Employees Safe and Healthy

2-3 Hours


Although seasonal employees are only around for a few months, it is still just as important to keep them safe on the job. By utilizing a wide variety of approaches to keep seasonal employees everyone can enjoy the Summer. Topics will vary depending on the department.

Learning Objectives:


- Identify common seasonal employment hazards
- Apply safe work practices
- Perform all job duties safely and efficiently

Target Audience: Seasonal Employees





Silica Safety: What You Can't See Can Hurt You


1-2 Hours

Inhaling silica dust by cutting or grinding concrete, block, brick, or other materials that contain crystalline silica can present a significant long-term risk to employee health. These exposures are common in construction and must be properly managed and controlled.


Learning Objectives:

- Recognize the health hazards associated with exposure to respirable crystalline silica
- Identify specific workplace tasks that may result in exposure to respirable crystalline silica
- Implement specific measures to protect employees from exposure to respirable crystalline silica, including engineering controls, work practices, and PPE
- Comply with the requirements of 29 CFR 1926.1153

Target Audience: Public Works, Utility, or any employee exposed over the established action level for airborne silica established by 29 CFR 1926.1153.



Slips, Trips, and Falls: Taking steps to prevent injuries.

30 - 60 Mins

Slip, trip and fall hazards is the number three cause of all injuries in the United States. Employees need to be able to recognize the slip, trip, and fall hazards they may face every day. Participants will be able to recognize these hazards and how to control and eliminate them by using hands on activities and group exercises.

Learning Objectives:

- Recognize common causes of slips, trips and falls
- Understand the costs of injuries
- Control and or eliminate slip, trip, fall hazards

Target Audience: All employees.



Worker's Compensation: The Basics of Effective Claim Management



1 Hour

Employees must follow the appropriate process after an employee is injured. To avoid delays, costs, and confusion it is important to understand the process and the support CVMIC provides to resolve claims.

Learning Objectives:

- Understand the legislation that governs worker's compensation
- Fulfill post-accident claims responsibilities
- Determine if an employee is covered and how to provide medical treatment
- Identify CVMIC's role in the process

Target Audience: Supervisors, Managers, Human Resources, and employees who process claims.



Work Zone (MUTCD) Traffic Safety: Beyond Cones and Barrels



1-4 Hours

Roadway workers have a 66% greater chance of injury than the average municipal employee. The Federal Highway Administration's MUTCD guidelines provide employees the opportunity to prepare for the hazards of roadway work zone by utilizing hands-on activities and classroom education.

Learning Objectives:

- Identify the fundamentals of work zone safety and maintain roadside safety
- Set up work zones safely using flaggers, lane closures, and detours
- Establish clear and positive plans for temporary traffic control zones

Target Audience: Maintenance, Utility, Construction, Inspectors, Survey, and employees in or near roadways or roadway rights-of-way.



Meet CVMIC's Safety & Risk Management Team



Dave Kodel -
Director of Loss Control
davek@cvmic.com



Tim Styka -
Protective Services Risk Specialist
tims@cvmic.com



Ben Hoverson -
Safety & Risk Management
Specialist / Underwriter
benh@cvmic.com



Matt Ackerman -
Safety & Risk Management
Specialist
matta@cvmic.com



Fred Krablean -
Safety & Risk Management
Specialist
fredk@cvmic.com



Josh Zazula -
Safety & Risk Management
Specialist
joshuaz@cvmic.com

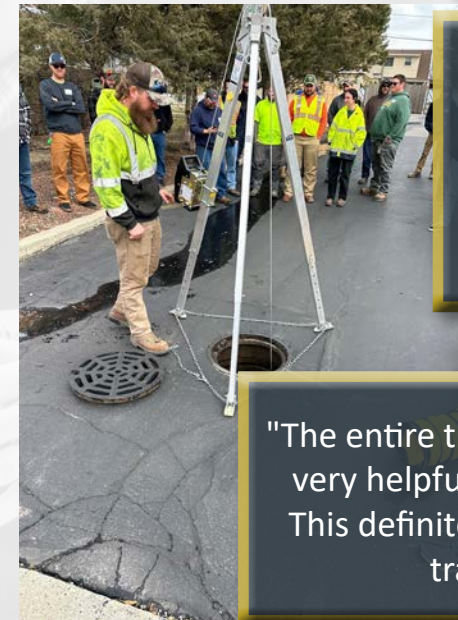
What Members are Saying about CVMIC Training:



"I always enjoy the scenarios that allow the topic to be put into the real-world work environment."

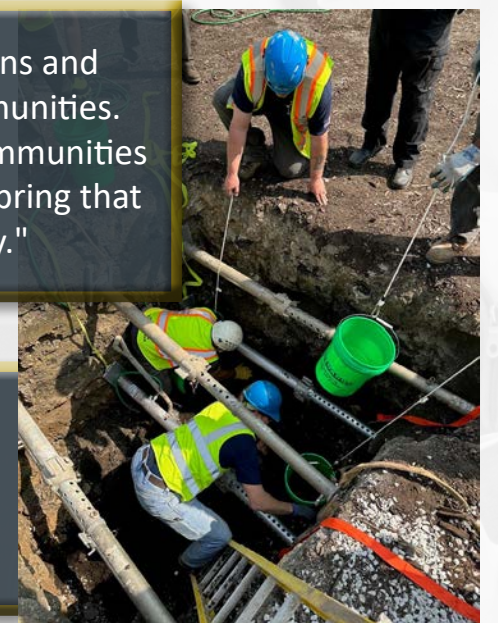


"Everyone comes from a different background and perspective, and having that discussion makes me think deeper on that subject."



"Loved the breakout sessions and discussions with other communities. It's nice to hear how other communities are doing things so that I can bring that back to my community."

"The entire training was very interesting and very helpful. It resonated with me 100%! This definitely should be a recommended training for everyone."



"I always learn something that helps with my job."



Distance Learning

Coastalflix Streaming Video

CVMIC members have access to Coastalflix, an online video streaming service to meet your on-demand training needs! Whether you are looking to spice up your toolbox talks or train an entire department this resource is for you. Available when you need it and at no additional cost to members.

CVMIC members have access to over 100 Safety, Human Resources/Soft Skills, and Microlearning training. It has never been easier to find relevant, concise, and high-quality training when you need it!

Where Can I Find These Videos?

The videos are accessible once logged in to the CVMIC member portal.

CVMIC has created 3 playlists to suit your training needs:

Safety, HR/Soft Skills, & Microlearning

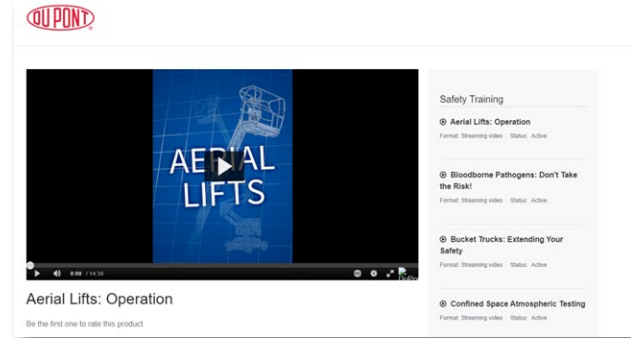


1.  Login to the CVMIC Member Portal.



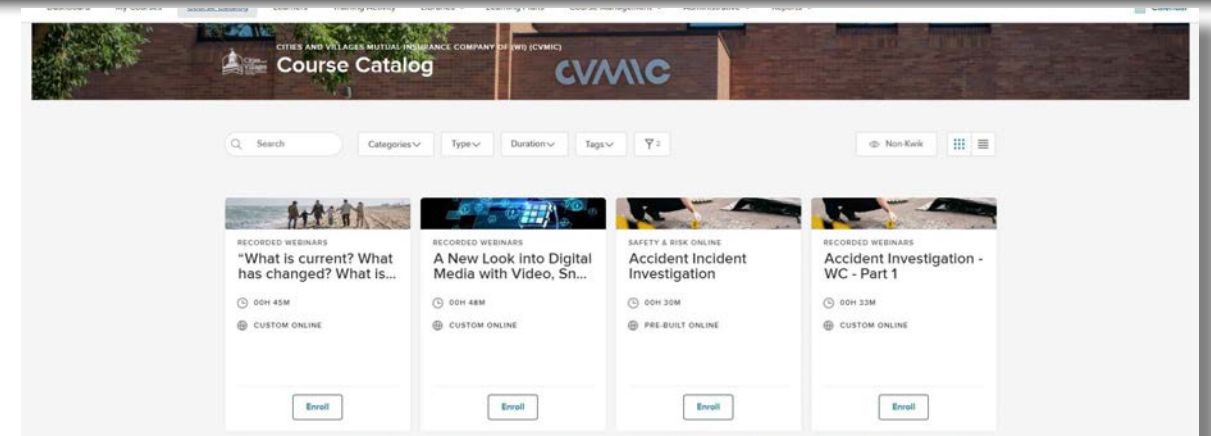
2.  Click on the video category to access the playlist.




3.  Scroll down the right side of the page to find all video titles.

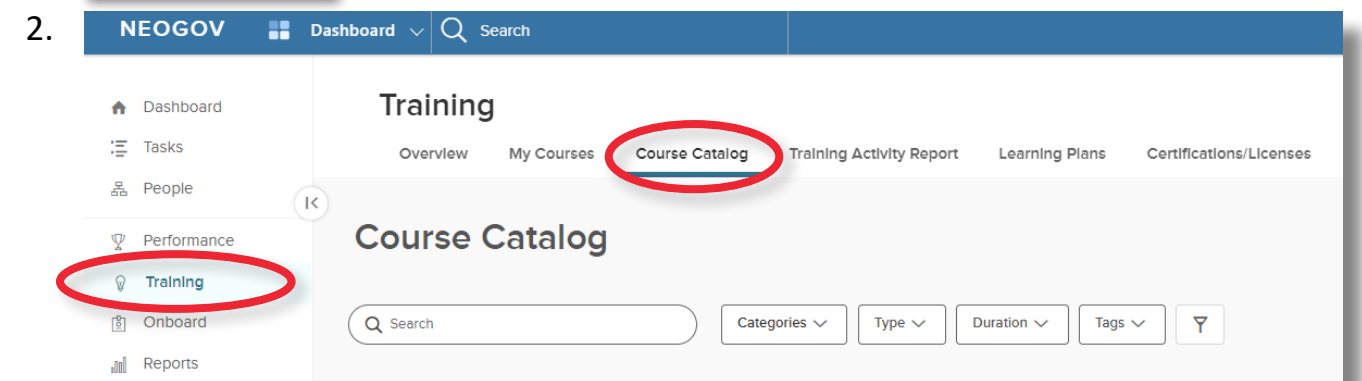
Learn:

How to Find eLearnings & Recorded Webinars



CVMIC has 350+ eLearnings and 100+ Recorded Webinars. These trainings are available 24/7 in the NeoGov Learn system. To access these online trainings:

1.  Log into [Learn](#).
(If you do not know your NeoGov Username/Password, contact your municipality's HR Admin or Tiffany Wier at tiffanyw@cvmic.com.)



Select the "Training" link on the left-hand menu and then "Course Catalog."

Use the Search field or Categories filter to search for the training you wish to take and then select the "Enroll" button.

Pro Tip: Keyword search "Learn" to bring up instructionals on how to use more advanced features in Learn.

CVMIC strives to connect with our members wherever and whenever it is most convenient!

Experience the CVMIC Difference

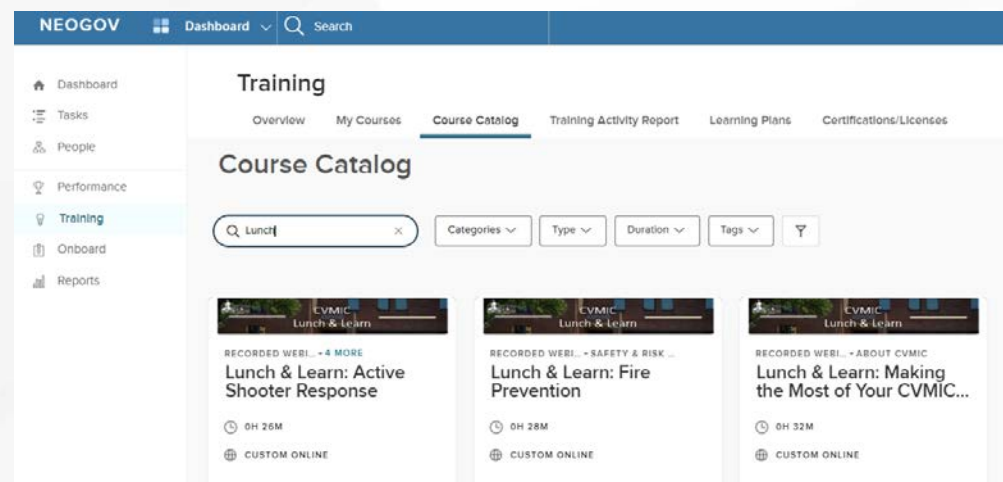
New to CVMIC? Unsure of how the CVMIC partnership works? What is CVMIC anyway? Join us for an interactive opportunity to learn more, ask questions, and interact with others.



Lunch and Learns

Short 15-30 minute presentations of interest done virtually to provide the information you need quickly. Participate live via zoom OR listen to the recording in Learn!

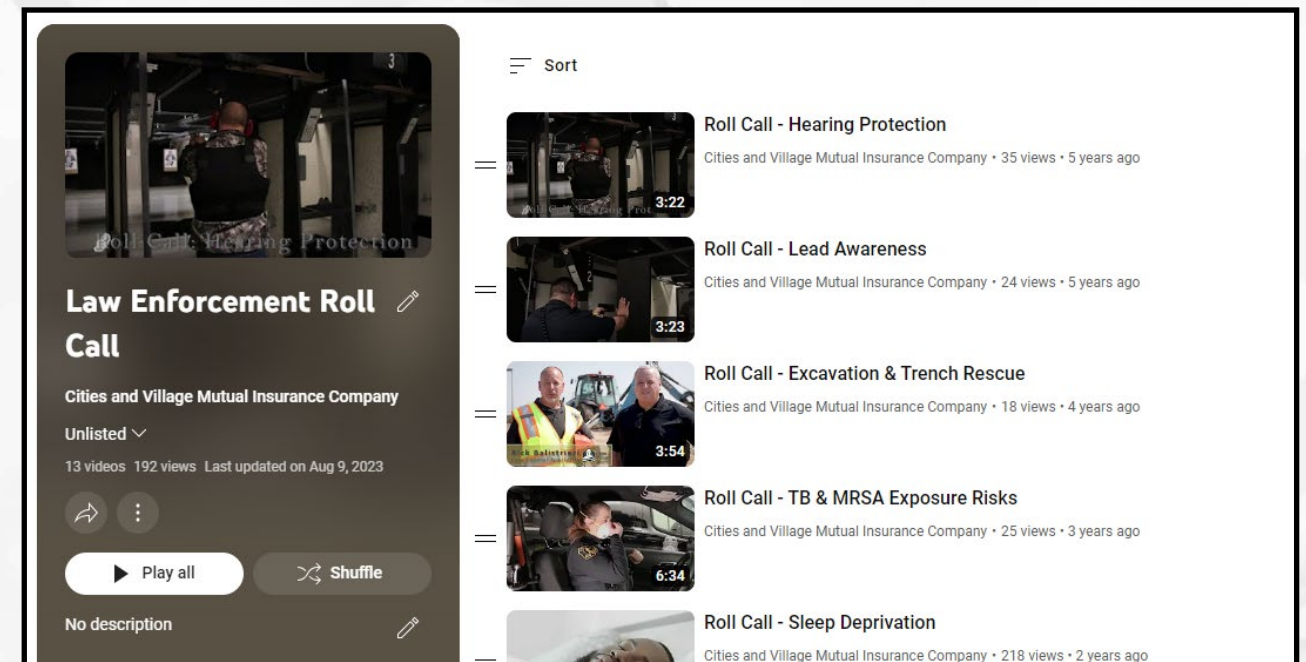
Keyword search: Lunch



Roll Calls

Short engaging videos to be used to train specific departments on an important topic. Intended to be short and impactful.

Law Enforcement:



Fire & EMS:

